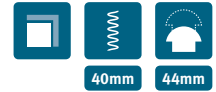


SPANN-BOY®

with sprocket



Applications

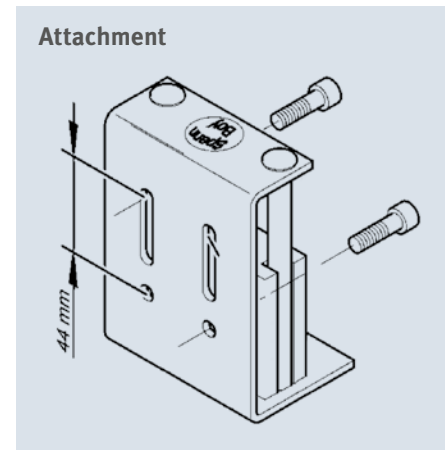
- For applications with restricted free space beneath the chain
- High chain speeds (>1m/s)
- Small return radii

Tensioning pressure

- Heavy spring force

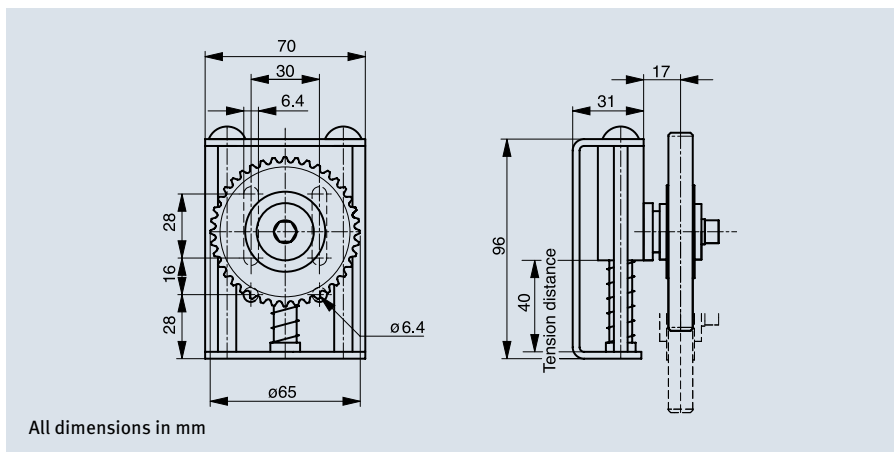
Attachment

- Installed next to the chain
- Bore holes in the housing



Chain no.		Chain dimensions in inch	Number of teeth	Article no. Heavy tension force
ASA/JIS	DIN 8188			
35	06C-1	3/8" x 3/16"	21	291 140 013
40	08A-1	1/2" x 5/16"	16	291 240 009
40	08A-1	1/2" x 5/16"	17	291 140 014
50	10A-1	5/8" x 3/8"	16	291 240 013
50	10A-1	5/8" x 3/8"	17	291 140 015
60	12A-1	3/4" x 1/2"	15	291 140 016
60	12A-1	3/4" x 1/2"	16	291 240 015

Special and stainless steel designs on request



All dimensions in mm